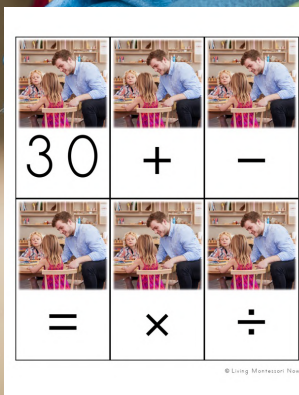


Montessori-Inspired Teacher Pack


By Deb Chitwood, M.A., and
Christina Chitwood-Parkin,
Living Montessori Now



30 + -

= x ÷

© Living Montessori Now



a b c

d e f

g h i

j k l

© Living Montessori Now




a b c

d e f

g h i

j k l

© Living Montessori Now



teacher teacher teacher

teacher teacher teacher

© Living Montessori Now



read read read


read read read

© Living Montessori Now

Draw a picture of your teacher. Tell about your teacher.


© Living Montessori Now

Teacher, I Love You



Tell about your teacher. What do you love about your teacher?

© Living Montessori Now



1-5 Spinner and 1-10 Spinner with Arrow to Tape onto a Paperclip Spinner.
(Note: The arrow is optional. You can just use a brood loosely attached to the center of the spinner with the paperclip hooked onto the brood.)

© Living Montessori Now

Odd and Even Labels for Cards and Counters or Hundred Board Work

| | | | | | |
|------|------|------|------|------|------|
| odd | even | odd | even | odd | even |
| even | odd | even | odd | even | odd |

| | | | | | | | | | |
|-----|------|-----|------|-----|------|-----|------|-----|------|
| odd | even | odd | even | odd | even | odd | even | odd | even |
| odd | even | odd | even | odd | even | odd | even | odd | even |
| odd | even | odd | even | odd | even | odd | even | odd | even |
| odd | even | odd | even | odd | even | odd | even | odd | even |
| odd | even | odd | even | odd | even | odd | even | odd | even |
| odd | even | odd | even | odd | even | odd | even | odd | even |
| odd | even | odd | even | odd | even | odd | even | odd | even |
| odd | even | odd | even | odd | even | odd | even | odd | even |
| odd | even | odd | even | odd | even | odd | even | odd | even |
| odd | even | odd | even | odd | even | odd | even | odd | even |

| | | |
|--------|--------|--------|
| 0 | 1 | 2 |
| zero | one | two |
| 0th | 1st | 2nd |
| zereth | first | second |
| 3 | 4 | 5 |
| three | four | five |
| 3rd | 4th | 5th |
| third | fourth | fifth |

© Living Montessori Now

Copyright: © Living Montessori Now, 2025

All rights reserved. Terms for this printable:

- You may not sell it.
- You may not redistribute it.
- You may not copy it except for your own personal and classroom use.
- You may not store it on your website.
- You may not give out the password for it.
- You may share it by having others sign up for the Living Montessori Now mailing list (always appreciated).
- You may photograph your children or students using the printable and blog about your activities with the printable, crediting and linking to Living Montessori Now (also always appreciated).
- You may use the related blog post image from Living Montessori Now in a blog post with credit and a link to the Living Montessori Now blog post (again, always appreciated).

Thank you for downloading this resource from Living Montessori Now! If you see a problem with any of our printables, [please let us know](#) so that we can fix them. Watch for new subscriber freebies along with a new subscriber freebie password each month [in the Living Montessori Now newsletter](#).

Information & Credits



teacher working with children



chalkboard



teacher



teacher reading aloud to children



teacher, I love you



Thank you for following Living Montessori Now!

Find more educational resources here:

[Living Montessori Now Blog](#) | [Living Montessori Now Free Printables](#)

[Bits of Positivity Free Montessori Word Art](#)

[Bits of Positivity Character Education Posts](#)

[Chrissy Chitwood Free Printables](#)

[Shop](#) | [Facebook](#) | [Pinterest](#)

[Instagram](#) | [YouTube](#)

Montessori-Inspired Teacher Pack

Teacher-Themed Printables

{For DIY Cards and Counters, Number or Letter Matching, Number Label Matching, Number Games, Number or Letter Basket, Bead Bar Work, Hundred Board Work, Hands-on Math Operations, Number or Letter Salt/Sand Writing Tray, Letter Tracing, DIY Movable Alphabet, Phonogram Work, and Creative Writing}

Contents (with Related Blog Posts):

Teacher symbols and numbers 0-30 for number matching, DIY cards and counters, bead bar work, greater than and less than, and hands-on math operations.

[Free Teacher Printables and Montessori-Inspired Teacher Activities](#)
[Inexpensive and DIY Sandpaper Numerals](#)
[DIY Cards and Counters](#)

Labels for cardinal and ordinal numbers through 20

[Free Solar System Printables and Montessori-Inspired Solar System Activities](#) (example)

1-5 and 1-10 Spinners – [How to Make a Paperclip Game Spinner That Spins Easily](#)

Odd and Even Labels for DIY Cards and Counters and Hundred Board Work

[Montessori-Inspired Ladybug Unit with Free Printables and Activities](#) (example)
[Fun Montessori Hundred Board Extension – Count 100 Glow-in-the-Dark Stars](#) (example)

Letter “t” (manuscript print, D’Nealian, cursive, and dotted fonts) in teacher letters for sand writing tray, tracing letters, object basket, or matching different letter “t” fonts; “ea” in read phonogram cards.

[Free Teacher Printables and Montessori-Inspired Teacher Activities](#)
[Inexpensive and DIY Sandpaper Letters](#)
[DIY Beginning Montessori Phonics for Preschoolers](#)

Chalkboard alphabet in print & cursive for spelling work, matching work with sandpaper letters and chalkboard letters, or matching work with 2 sets of letters

[Free Teacher Printables and Montessori-Inspired Teacher Activities](#)
[Inexpensive and DIY Sandpaper Letters](#)
[Inexpensive and DIY Movable Alphabets](#)

Dictation or Writing Pages

[Montessori-Inspired Alligator Unit with Free Printables and Activities](#) or
[Free Summer Sports Printables and Montessori-Inspired Summer Sports Activities](#)
(examples of how to set up a tray)



0



1



2



3



4



5



6



7



8



9



10



11



12



13



14



15



16



17



18



19



20



21



22



23



24



25



26



27



28



29



30



+



-



=



×



÷





| | | |
|--------|--------|--------|
| 0 | 1 | 2 |
| zero | one | two |
| 0th | 1st | 2nd |
| zeroth | first | second |
| 3 | 4 | 5 |
| three | four | five |
| 3rd | 4th | 5th |
| third | fourth | fifth |

| | | |
|-------|---------|----------|
| 6 | 7 | 8 |
| six | seven | eight |
| 6th | 7th | 8th |
| sixth | seventh | eighth |
| 9 | 10 | 11 |
| nine | ten | eleven |
| 9th | 10th | 11th |
| ninth | tenth | eleventh |

| | | |
|-----------|------------|-------------|
| 12 | 13 | 14 |
| twelve | thirteen | fourteen |
| 12th | 13th | 14th |
| twelfth | thirteenth | fourteenth |
| 15 | 16 | 17 |
| fifteen | sixteen | seventeen |
| 15th | 16th | 17th |
| fifteenth | sixteenth | seventeenth |

| | | |
|------------|------------|-----------|
| 18 | 19 | 20 |
| eighteen | nineteen | twenty |
| 18th | 19th | 20th |
| eighteenth | nineteenth | twentieth |
| | | |
| | | |
| | | |
| | | |
| | | |

1-5 Spinner and 1-10 Spinner with Arrow to Tape onto a Paperclip Spinner
(Note: The arrow is optional. You can just use a brad loosely attached to the center of the spinner with the paperclip hooked onto the brad.)



Odd and Even Labels for Cards and Counters or Hundred Board Work

| | | | | |
|------|------|------|------|------|
| odd | even | odd | even | odd |
| even | odd | even | odd | even |

| | | | | | | | | | |
|-----|------|-----|------|-----|------|-----|------|-----|------|
| odd | even | odd | even | odd | even | odd | even | odd | even |
| odd | even | odd | even | odd | even | odd | even | odd | even |
| odd | even | odd | even | odd | even | odd | even | odd | even |
| odd | even | odd | even | odd | even | odd | even | odd | even |
| odd | even | odd | even | odd | even | odd | even | odd | even |
| odd | even | odd | even | odd | even | odd | even | odd | even |
| odd | even | odd | even | odd | even | odd | even | odd | even |
| odd | even | odd | even | odd | even | odd | even | odd | even |
| odd | even | odd | even | odd | even | odd | even | odd | even |
| odd | even | odd | even | odd | even | odd | even | odd | even |



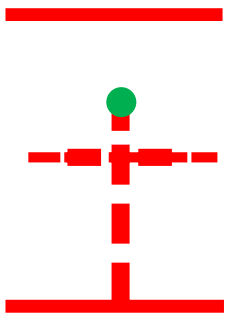
teacher



teacher



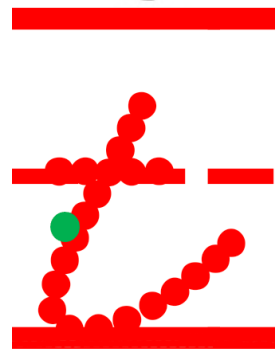
teacher



teacher



teacher



teacher



e a

read




e a

read



ea


read



read



read



read

a

b

c

d

e

f

g

h

i

j

k

l

m

n

o

p

q

r

s

t

u

v

w

x

y

z

a

e

i

o

u

y

.

,

!

?

a

b

c

d

e

f

g

h

i

j

k

l

m

n

a

p

q

r

s

t

u

v

w

x

y

z

a

e

i

o

u


y

.

,

!

?



Draw a picture of your teacher. Tell about your teacher.

Handwriting practice lines consisting of multiple sets of three horizontal lines: a solid top line, a dashed middle line, and a solid bottom line.

